

SERVICE INFORMATION

LAND-ROVER PETROL AND DIESEL MODELS



Vol. 1 No. 10

December, 1972

Rover
British Leyland UK Limited
Solihull, Warwickshire, England

The headings in this index are in the same sequence as the divisions in the Repair Operation Manual. Under these headings each item is detailed alphabetically with the appropriate manual section or division number for easy reference. The last two columns indicate numerically the individual items covered and the issue in which they appeared.

INDEX Vol. 1 No. 10

Description	Manual Section or Division	Model	Issue No.	Item No.
COOLING SYSTEM Cooling system	26	Series III	10	39
MANIFOLD AND EXHAUST SYSTEM Inlet manifold	30	Series III diesel with servo-assisted brakes	10	40
FRONT SUSPENSION Distance piece for inner hub bearing	F 60	Series IIA Series III	10 10	41 41
REAR SUSPENSION Distance piece for inner hub bearing	E 64	Series IIA Series III	10 10	41 41
BODY Windscreen pivot arm	76	Series III	10	42
ELECTRICAL Parking lights	N 86	Series IIA Series III	10 10	42A 42A
OPTIONAL EQUIPMENT Auxiliary battery charging conversion kit	90	Series III 88 in and 109 in	10	43
MISCELLANEOUS E C A procedure (UK only)	—	All	10	38A

* Item contains suffix letter change.
Policy items printed in bold type.

Item 38A

SUBJECT: **E C A PROCEDURE, UK ONLY (Policy item)**

MODELS: All Land-Rover.

REMARKS: Exceptional Claim Authorisation requests are still being received direct from Dealers. All Franchise Holders are, therefore, reminded that ECA's must be submitted VIA A ROVER DISTRIBUTOR, whose name and address is to appear on the face of this document, as having checked and verified it.

Item 39SUBJECT: **COOLING SYSTEM**

MODEL: Land-Rover Series III.

REMARKS:

During a recent investigation a large number of thermostats returned under Warranty, were examined for alleged faults. All but two were found to exhibit no fault whatsoever, the remaining two being damaged externally, that is damaged during removal or transit. Distributors and Dealers are requested to ensure that the testing procedure, laid down in the respective Workshop Manuals is adhered to in order to obviate any further unnecessary expense.

Warranty Claims covering the replacement of thermostats and which are subsequently found to be serviceable, will be disallowed in accordance with normal procedure.

Item 40SUBJECT: **INLET MANIFOLD**

MODEL: Land-Rover Series III diesel with servo-assisted brakes.

REMARKS:

A small number of cases have been reported where the clamp screw, which locks the operating lever to the butterfly valve, has come loose.

If this condition is present on a vehicle, it can cause either a loss of vacuum or excessive smoke to be emitted from the exhaust. Should Distributor or Dealer personnel come across this problem they are advised to first check the positioning and tightness of the clamp screw. If the component is found to be loose it is recommended 'Studlock' or 'Loctite' is applied and the screw re-tightened.

Production Department, as an interim measure, from April, 1972, have been applying 'Studlock' on the screw. To overcome this possible condition permanently, however, it is anticipated that a re-design of the particular area concerned will be carried out.

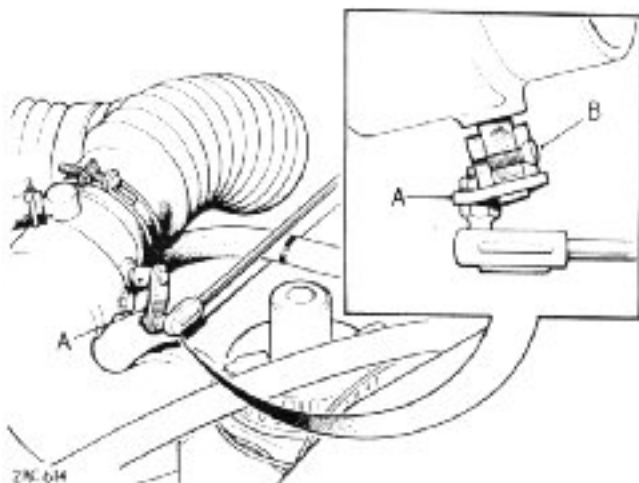


Fig. 1 Inlet manifold butterfly valve

A—Operating lever
B—Clamping screw

Item 41SUBJECT: **DISTANCE PIECE FOR INNER HUB BEARING**

MODELS: Land-Rover Series IIA and III.

MODIFICATION: Introduction of mild steel distance piece to eliminate oil leaks arising from previous sintered iron type.

PCMI

TRANSPARENCY: The following information will be incorporated in the next available transparency.

LITERATURE
AFFECTED:

Land-Rover Series IIA Parts Catalogue, Part No. 608024, pages 04.55 and 04.77.
 Land-Rover Series III Parts Catalogue, Part No. 606849, page 16.31.
 Land-Rover Workshop Manual (part two) English, Part No. 606408, Operations F1.5 and E1.6.
 Land-Rover Repair Operation Manual, English, Part No. 607314, Operations 60.25.24 and 64.15.21.

PART NUMBERS:

Rear hub bearing assembly	2	599828	88 and 109
Front stub axle assembly	2	599826	88 only
Front stub axle assembly	2	599827	109 only
Distance piece for inner hub bearing	2	599698	Part of above assemblies

COMMENCING
NUMBERS:

Axle serial numbers
 Series III, 88 front, RH Stg from 90114862B onwards.
 Series III, 88 front, LH Stg from 90416794B onwards.
 Series III, 88 rear from 90131631A onwards.
 Series III, 109 2½ litre, front, RH Stg from 91127432B onwards.
 Series III, 109 2½ litre, front, LH Stg from 91418757B onwards.
 Series III, 109 2.6 litre front, RH Stg from 94105049B onwards.
 Series III, 109 2.6 litre front, LH Stg from 94402825B onwards.
 Series III, 109 2½ and 2.6 litre rear, (Salisbury axle) from H72-3567 onwards.

REMARKS:

A number of Land-Rover owners have experienced hub oil leaks which, in most cases, may be attributed to the sintered iron type inner bearing distance piece, Part No. 217351. This may be subject to splitting in service and cases of porosity have been reported, believed to be due to surface cracking.

Where hub oil leaks are due to this condition the inner bearing distance piece can be removed as described in the appropriate manual operation listed above and replaced with the latest mild steel type, Part No. 599698, ensuring that Bostick 772 is applied liberally to the inner circumference and the tapered surface which faces the back plate.

NOTE: Because of the material change the mild steel distance piece cannot be removed in the same way as the sintered iron type.

In this case, it is recommended that, by exercising reasonable care the distance piece can be partially cut through with a sharp chisel to loosen it, when it can be gently prised off.

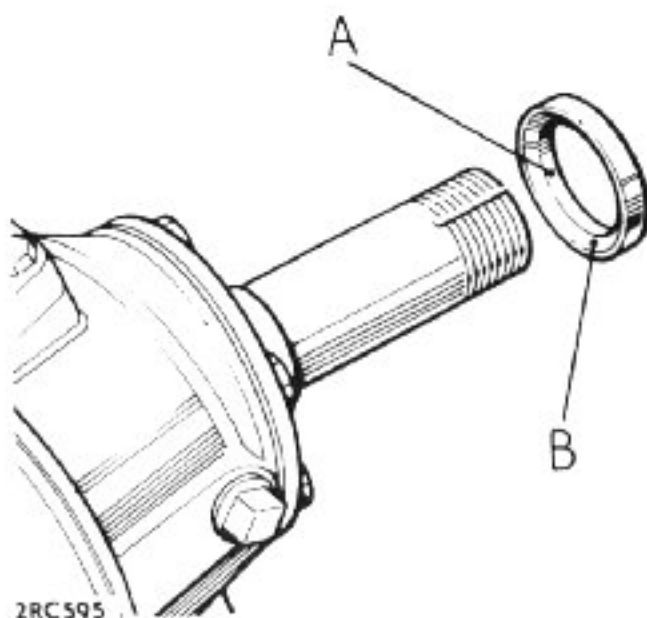


Fig. 2 Distance piece for inner hub bearing

A—Apply Bostik 772 to inner circumference
 B—Apply Bostik 772 to tapered surface

Item 42SUBJECT: **WINDSCREEN PIVOT ARM**

MODEL: Land-Rover Series III.

MODIFICATION: Change of washer material.

PCMI

TRANSPARENCY: The information detailed in this item has already been included in the current transparency.

LITERATURE

AFFECTED: Land-Rover Series III Parts Catalogue Supplement, Bonneted Control models, Part No. 608049, page 16.76.

PART NUMBER: Copper washer for windscreen pivot 2 232038

REMARKS: In certain instances the fibre washer between the windscreen and the pivot arm cracks after initial tightening and during service this washer is displaced by vibration, thereby allowing movement between the windscreen assembly and the windscreen pivot arm. The eventual consequences of this condition is a cracked or broken windscreen pivot arm. The fibre washer has now been replaced by a copper washer and this should be used for all replacements.

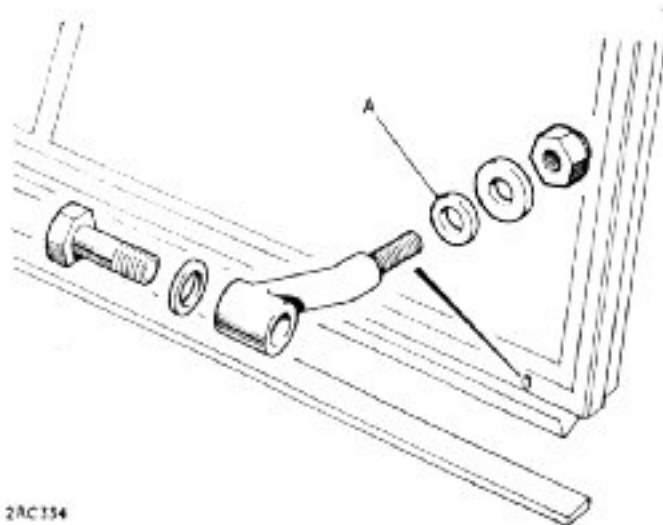


Fig. 3 Windscreen pivot arm fixings

A—Copper washer

Item 42ASUBJECT: **PARKING LIGHTS (UK only)**

MODELS: All Land-Rover.

REMARKS: The lighting (standing vehicles) exemption regulations for the UK exempt passenger vehicles carrying up to 8 people and goods vehicles up to 30 cwt unladen from showing parking lights when parked in 30 mph zones. This exemption applies to all Land-Rover 88 wheel base versions but 109 models exceed both weight limits and carrying capacity and therefore must show two red and two white lights when parking.

Item 43

SUBJECT: **AUXILIARY BATTERY CHARGING CONVERSION KIT**

MODELS: Land-Rover Series III, 88 and 109.

MODIFICATION: Fitting of 18 ACR battery sensed alternator in conjunction with auxiliary battery charging conversion kit, split charge.

LITERATURE AFFECTED: Fitting instruction, Part No. 607614, issue 1, May, 1972 refers.

PART NUMBERS:

Auxiliary battery charging conversion kit	1	607611	88 basic and Station Wagon 2½ litre petrol
Auxiliary battery charging conversion kit	1	607612	109 basic 2½ and 2.6 litre petrol 2½ litre diesel
Auxiliary battery charging conversion kit	1	608009	88 basic and Station Wagon 2½ litre diesel
Auxiliary battery charging conversion kit	1	608009	109 Station Wagon 2½ and 2.6 litre petrol
Auxiliary battery charging conversion kit	1	608010	109 Station Wagon 2½ litre diesel

REMARKS: It is essential to use an 18 ACR battery sensed single charge alternator with the above conversion set in place of the standard type.
The part numbers of the appropriate alternator and harness assemblies are as follows:

Alternator and harness conversion kit ..	1	607608	2½ litre petrol
Alternator and harness conversion kit ..	1	607609	2.6 litre petrol
Alternator and harness conversion kit ..	1	607610	2½ litre diesel

NOTE: Some vehicles are already fitted with an 18 ACR battery sensed single charge alternator as optional equipment. However, the majority of Land-Rover models are supplied with the 16 ACR alternator as original equipment, which is unsuitable for use with the auxiliary battery charging conversion kit.